



FCAQI NEWS

President: Cathy Newton; **Vice President:** Owen Glover
Secretary: Beverly Yip; **Treasurer:** Davina Carmichael
Museum Coordinators: David & Dejon Simons

www.qldpoultry.com

Feather Clubs Association of Queensland Newsletter

July Edition

Presidents Report



We are now in the middle of show season 2017 and seeing great events run all around the state from far north Queensland to central and western Queensland and down into the south-east corner of the state. Entries have been strong in number and quality and poultry continues to grow and do well in Queensland. The Feather Clubs Association of Queensland Inc has 58 affiliated clubs, including new clubs like Central Queensland Poultry Club Inc, Maranoa Poultry and Caged Birds Club, the newly merged Moreton Bay Regional Poultry Club Inc, Queensland Silkie

Supports Club and Tara and District Poultry and Feather Club. We wish the new clubs every success in the future endeavours to promote poultry in Queensland.

This year on a national level we have seen the reactivation of Exhibition Stud Poultry Australia. This has been inactive for many years but now as issues emerge for exhibition poultry in our country, a strong need was seen for a national body. Two meetings have taken place this year and incorporation is currently being sought in South Australia. ESPA is being built up as a representative advocacy group to promote and protect the interests of exhibition poultry in Australia. Issues currently being considered by ESPA are biosecurity, welfare and support for national issues. The goal is to bring together expertise from across Australia to assist with important projects. The first bulletin related to the availability of Marek's Vaccine has been published by Dr Brendan Sharpe and we will send that out with this newsletter. The FCAQI will have two delegates to ESPA and these will be David Morley and Owen Glover.

I'd like to thank the current working FCAQI committee and sub-committees who are currently working so hard behind the scenes to keep the everyday matters processed. We have had some disruptions with overseas holidays and the committee have been dedicated to getting the office matters working smoothly. They are a wonderful support for exhibition poultry in Queensland.

Judging is an essential part of poultry exhibition and our Judges Registrar, David Morley, has been busy adding names of judges to our panel. If you are a judge who would like to find out about being added please contact David by emailing registrar@qldpoultry.com. Judging and stewarding education continues and the South Burnett are currently planning a workshop to be presented by Denis Dowdle sometime around October. Anybody who would like to attend that event should contact the South Burnett Secretary, Jo Robinson to find out more.

I hope everybody finds the remainder of the show season both successful and enjoyable.

Cathy Newton

In This Issue

- President's Report
- Cooking With Culls
- Egg Exhibiting
- Out and About With Clubs
- Breed Feature—Indian Game
- Show Results
- Contact Details

"To promote in every way the breeding and exhibition of poultry by whatever means deemed necessary by the Association.

To assist in the improvement and maintenance of the Australian Poultry Standards and to recognise that these are the official standards used in the adjudication of domestic land fowl, waterfowl, guinea fowl, turkeys and eggs at shows within Queensland.

To undertake activities that preserve and promote the history and appreciation of the standard breeding and exhibition of poultry and aviculture and other ornithological pursuits."

FCAQI Constitution

COOKING WITH CULLS

For those of you who choose to eat your non-show birds or raise bird purely for the table here's a recipe to spice up dinner time and make it more interesting.

Chicken Satay BBQ Kebabs

- 12 wet bamboo skewers
- 1 400g can of coconut milk
- 1/4 cup of brown sugar
- 3 tbsp. soy sauce
- 2 tbsp. curry powder
- 1 tsp turmeric
- 500g of chicken (thigh is best)
- 200g of crunchy peanut butter
- 1 tbsp. lime juice

Garden salad or bed of rice to serve



1. Add all wet ingredients together minus 1 tbs of soya sauce and the peanut butter and coat chicken, place chicken in fridge for a minimum of 4 hours to marinate (overnight works best)
2. Pre-soak the skewers (if you don't they will burn on the bbq).
3. Place chicken into the skewers and bbq until cooked.
4. Any spare marinade can be transferred to a saucepan add the peanut butter and the 1 tbsp. of soy sauce and boil on a low heat until it thickens. Pour sauce over cooked skewers.
5. Serve on a bed of rice or with a garden salad or as an entrée.




Mi-Feed Laying Mash
NUTRITIONALLY BALANCED 15% PROTEIN DIET
NO RESTRICTED ANIMAL PRODUCTS USED
AUSTRALIAN MANUFACTURED & OPERATED
FEED FROM POINT OF LAY 18-20 WEEKS
MANUFACTURED FROM PREMIUM QUALITY
GRAINS
ADDED CALGRIT FOR BETTER EGGSHELL
QUALITY

Mi-Feed is a boutique stockfeed mill on the Sunshine Coast at Yandina. In operation since 1979, we strive to give your chickens the best possible feed.

All of our poultry rations are specifically formulated with the essential vitamins, minerals and amino acids to keep them in top health. We cater for the fussiest birds with a large range from chic starter mash; laying mashes and layer pellets. Available in produce stores.

Mi-Feed Laying Mash is a fully balanced ration which has been formulated to cater for the needs of the backyard & show bird. It is a purely vegetarian mash that doesn't contain Restricted Animal Material such as meat meal or animal by-products. Mi-Feed Laying Mash contains all the essential vitamins, minerals, and amino acids such as lysine, methionine, cysteine, threonine, tryptophan & isoleucine which provide the ultimate performance for a laying bird.

For more information contact us on www.mi-feed.com.au (07) 5454 7777



Exhibiting Eggs



Why should I exhibit eggs?

You do not need a rooster for your hen to lay an egg, so any person with a laying hen is able to enter their eggs, opening up the hobby to many more people. This has the potential to be a starting point to encourage new members into the Exhibition arena. For existing exhibitors, if you are bringing birds to exhibit, then a box of eggs takes up no more room in your car so I encourage you to give it a go.

What does a club need to have egg classes?

A small investment in a couple of tables and some dishes/plates as a minimum.

What is even nicer is to spruce up the table with a cloth and have napkins on the dishes with sawdust to hold the eggs in place. A Set of plates/bowls for the judge to crack open eggs is required if you choose to judge the internal appearance as well as the external. A ruler or straight edge stick is handy for the judge to line up the eggs. Optional Egg Scales if you want to ensure eggs meet the weight for that class, this can be a digital set of kitchen scales, weigh all eggs for an entry and divide by 6 to get the average.

How are Eggs Judged?

Eggs are primarily judged for consistency based upon a number of criteria, which is as follows in no order of importance; Shape, Size, Shell Texture, Colour of shell, Freshness, Yolk, Albumen. Check APS2 for the scale of points and pay attention as there are two scales one for external appearance and also one for internal appearance.

Guide to Entering Eggs

Remember, it does not matter which bird laid the egg only that all 6 eggs are as identical as possible. Check you entered the correct class i.e. Bantam Chicken Eggs should not weigh more than 42.5gm. Tip collect eggs from the one hen for 14 days before the show, that way you are far more likely to get eggs that are uniform. Then you can choose your best 6 to enter. Prepare your eggs by ensuring they are clean, be very careful particularly with very brown or mottled eggs not to rub off the outer coating. Don't be tempted to colour your eggs in any way this is considered a serious defect and may result in disqualification. Transport your eggs in a normal egg carton clearly labelled with the class number and your exhibitor number if you know it, otherwise your name. Use a different box for each class entered to make it easier for the steward.


Suggested Reading

Pages 330, 331 and 332 of the Australian Poultry Standards

Australian Poultry Magazine – Excellent Eggs by Megg Miller

<http://www.poultryclub.org/eggs/showing-eggs/>

By Haeley Reeves





Out and About With Clubs



Over the last few years there has been a revival in the number of exhibitors and an increase in the number of clubs. So lets hear from a few of the newest formed clubs and what they have been up to.

Central Highlands Feather Club—Emerald Showgrounds Central Queensland

The Central Highlands Feather Club Inc was established in 2013. We held our first Club Show at the Emerald show grounds on 5th July 2014 this was a learning curve for our new fanciers who had never been involved in a club show. We are now preparing for our 4th annual show to be held on 8th July 2017 after a busy local show season with the club being In-

Involved in helping out or donating prizes to the Capella, Clermont, Springsure and Emerald and Comet Show later on in the year. CHFC is very focused on helping and involving our junior members we love to see them showing and breeding their next seasons show birds. The club has a Facebook page where anyone is welcomed to join and post photos of their showing success or just a photo of their feathered friends — <http://centralhighlandsfeatherclub.webs.com/>



For the last four years we have been actively fundraising and applying for grants to purchase and build new cages for the poultry shed we have managed to build approx. 140 new cages and also helped the Capella & District Show Society purchase materials to build 60 new cages.

Our members are a friendly and helpful bunch of fanciers so if you are interested in joining CHFC our shed door is always open.

Please contact Nicole Taylor for membership and further information, 0408158731 / 0749873077, or email: chfeatherclub@outlook.com

Central Queensland Poultry Club

The formation of a great little poultry club in Central Queensland all started at the 2016 National Poultry Show in Sydney when six of our now active members all travelled the 2800km round trip to Sydney and back to show our poultry. We all knew that we must have been either very dedicated to our hobby or completely crazy but either way we were very keen to start a local poultry club. Given that our closest active poultry clubs were Bundaberg (200km) to the south, Biloela (100km) to the west and Sarina (375km) to the north there was a huge geographical area not covered.



We held our first meeting last July and elected an executive committee and started plans for fundraising to hold a Poultry Seminar in March then our Inaugural Show in May this year. After gaining support and approval from Mt Larcom Show Society to use their pavilion as the base for our club we started busily building 180 new bantam pens to extend the capacity of the shed from the 128 existing pens to 308 pens in time to hold our first show.

The Poultry Seminar that was held on 18th March this year was a successful day with the club getting our name out there and promoting pure bred exhibition poultry in the area also gaining new members for our club.



Our Inaugural show was held on Sunday 21st May with exhibitors travelling up to 600kms to the show. The interest in our first show exceeded our expectations with the club having to turn entries away for our first ever show. We brought in extra pens and filled them with 342 entries received. The strong competition, great food and the relaxed social atmosphere made for a fantastic day.

With the dedication of 33 current members and still growing this little club is going from strength to strength and hopefully will continue to be a strong club in Central Queensland for many years to come.

Please contact Terry Taylor for membership and further information, 0459756726, or email: cqpoultryclub@gmail.com

Breed Feature—Indian Game



Origins of Breed: South West England—Cornwall

Classification: Hard Feather Heavy

Egg Colour: Slightly Tinted

Egg Production: 100-150 a year



Breed Characteristics

1. Carriage—Upright with slope towards the tail, has a commanding presence showing activity and sprightly behavior with vigour. Bird must also be broad and powerful.
2. Body—This is to be very wide and compact, broadest point is to be shoulders with the butts being prominent, body is to taper in a traditional flat iron shape towards the tail. Back is to be flat but not flat on the sides or hollow backed.
3. Breast—Wide and a prominent feature but must be fairly deep and well rounded.
4. Wings—Short wing well rounded wings carried close and higher at the front.
5. Tail—Small average sized tail with small sickles and coverts in males, must be close and hard. Carriage is to be drooping in comparison to the body in males, and in females this is slightly higher
6. Head—This is to average length and thick, the look is not as keen as other game fowl but slightly beetle browed. Wattles and comb rich red and pea type in undubbed birds showing 3 distinct ridges with the centre being twice the height of the outer, comb is also small and neat set on the head.
7. Beak—Short and well curved with a powerful look, it is to be horn or yellow or horn striped with yellow in colour.
8. Eyes—Prominent, full and bold., colours are to be pale red to pearl
9. Neck—Slightly curved with medium length, hackles are short with minimal coverage of the neck
10. Legs—Very thick and strong with round and stout thighs, shanks are short well scaled but must be long enough to give a “game appearance”. Feet are to be straight, long and strong with back toe is to be almost flat on the ground, . Toes are to be 4 in number and nails are to be well shaped. Colour of legs is to orange or yellow.
11. Feathers—Close fitting

Breed History

The Indian Game was developed in the 1900's and early 20 Century and has its foundations as a meat breed from the area in the south western corner of the U.K.. This is where it gets its other name from that is used in other countries “Cornish”.

It is traditionally a large stocky bird and was derived from other game breeds such as Old English and Asian. These breeds were originally bred together to create a great fighting bird, this was a fail but the result is a great meaty table bird.

When crossed with some of the large soft feather breeds it does make an excellent table bird

Breed Character

As aggressive as the birds appear they are extremely placid and docile this makes them an excellent choice for those people wanting an easy going pet or exhibition bird. They do make brilliant mothers, however their size can make them clumsy and their weight makes them lethal on young chicks.

However it does have a tendency for bad legs due to widely spaced hips and is a challenge with the lacing patterns and colouration. Also they are prone to being lazy and need space to exercise with a controlled diet, having said that the bantam form would be suited to most small yards. Like all hard feather breeds they need to be checked for parasites and do need extra protection in cooler climates as they have less dense feathers.

Egg production of this breed is poor with only 150-200 eggs being produced a year. However meat yield is great at an early age and there is plenty on a bantam to feed 2-4 adults.

Colours Available

Note that colour is worth many points in showing this breed, points are allocated in the Australian Standard for both type and colour, 53 are available in this area. There is also significant sex differences in colour.

1. Dark



Females: Ground colour of feathers is to be an even chestnut, mahogany or nut brown. Head, hackle and throat area is to be a dark beetle green with some bay or chestnut makings. The breast area downwards across the body is to be double laced with this being most distinct around the thigh and belly, this runs into less distinct areas around the vent and swell of thighs. Markings on wing bows, shoulders and through to waist are to be the most distinct of all. Primary wing feathers are to be black with some light chestnut on the inner web. Secondary wing feathers are to be black on the inner web and the outer web edged with lacing of beetle green, which appears to the eye embossed.



Male: Feathers on the neck, head, breast, thigh, shoulders, wingbows and tail area are to be black with a rich beetle green sheen. Neck hackles, tail hackles, wing bow, back and tail area can be broken with chestnut or bay but this is minimal. Primary wing feathers are to be 10 in number, curved and black with exception of about 2 1/2 inches of chestnut lacing on the outer web. Secondary wing feathers are to be black on the inner web and chestnut on the outer. These markings give a distinct triangle on the wing bay when viewed from the side. The under colour of all feathers is to be black.

2. Double Laced Blue



Female: Markings as per the Dark colour but chestnut is replaced by a even shade of blue.

Male: Markings as per the Dark colour but chestnut is replaced by a even shade of blue

3. Jubilee



Female: Ground colour of feathers is to be chestnut or mahogany. Lacing is to be double laced with white and chestnut with the markings being most distinct on the inner lacing. Head, hackle and throat area is to be a white. The breast area downwards across the body is to be double laced with this being most distinct around the thigh and belly, this runs into less distinct areas around the vent, tail coverts and swell of thighs. Markings on wing bows, shoulders and through to waist are to be the most distinct of all. Primary wing feathers are to be white with some chestnut on the inner web. Secondary wing feathers are to be white on the inner web and the outer web chestnut edged with white. Main tail area is to be white.



Male: General plumage colour is to be white. Hackle feathers to show chestnut on the shaft area, wing bows, back and shoulders are to be white broken with chestnut or bay. Primary and secondary wing feathers are to be white with bay markings, showing bay or chestnut triangle patch when viewed from side when wing is closed.

4. White



White is all sections



CLUB SHOW RESULTS

Maleny & District Poultry Club Inc Annual Show 9 April 2017

Judges: Peter Reinke (HF), Jacob Reinke (SF)

Grand Champion Fowl – Dale McVicar (White Wyandotte)
Reserve Champion Fowl – Bradley & Darren Rewald (Black Red Australian Game)

Ch SF Large – David Morley (Blue Australorp)
Reserve – David Morley (Black Australorp)

Ch HF Large – Mark Cockroft (Black Red Australian Game)
Reserve – Chris Plowman (Muff Pit Game)

Ch SF Bantam – Dale McVicar (White Wyandotte)
Reserve – Albert & Doug Freeman (Black Australorp)

Ch HF Bantam - Bradley & Daniel Rewald (Black Red Australian Game)
Reserve – Bradley & Daniel Rewald (Ducking OEG)

Champion and Reserve Champion of Modern Game Feature – both Barry Franklin

Ch Junior – Heath Backhouse
Reserve - Heath Backhouse

Moreton Bay Regional Poultry Club Inc Rare Breed and Variety Show – 22 April 2017



1. RARE BREEDS

HARDFEATHER LARGE



Malay Game – J&B Hutchinson; Sumatra – S Thomas; Thai Game – S Vaughan.

HARDFEATHER BANTAM



Australian Game, Black Red – Robinson Family, Pile – Robinson Family, Blue Red – Robinson Family, AORC – Robinson Family (Creel) ; Malay Game, Black Red – D&D Simons, AORC – D&D Simons (Spangle).

SOFTFEATHER LARGE



Araucana – N Stone; Barnevelder – M Bennett; Brahma – C Graham; Campine – N Stone; Croad Langshan, Black – A&M Maskill, AORC – A&M Maskill; Hamburg, Silver Spangled – J Dykstra & B Knight, Black – L Leech, AORC – N Stone; Houdan – G Parr; Marans – S Thomas; New Hampshire – A&M Maskill; Orpington, Buff – H Reeves; AORC – V Owen (Blue); Polish, White Crested Black – N Stone, Frizzled – R Richardson; Scots Grey – P West & A Cornett; Transylvanian Naked Neck – G Parr; Welsummer – H Reeves; AORV – B Yip (Sultan). Bantam:

CLUB SHOW RESULTS

Moreton Bay Regional Poultry Club Inc Rare Breed and Variety Show – 22 April 2017—cont

SOFTFEATHER BANTAM



Frizzle, Black or Blue – L Leech, Buff – L Leech, White – D&D Simons; Hamburg ARC – N Linton (Silver Spangled); Japanese, Black – P Turner, Grey or Birchen – J&B Hutchinson, AORC – J&B Hutchinson, Frizzled – J&B Hutchinson; Minorca – D&D Simons; Polish, White Crested Black – R Richardson, White Crested Blue – R Richardson, AORC – N Stone, Frizzled – R Richardson; Transylvanian Naked Neck – G Parr.

WATERFOWL



Geese: Tufted Roman – D&D Simons; Sebastopol – D&D Simons; AORV – A Allan (Australian Settler). Large: Aylesbury – S Nordling & D Green; Orpington – N Maher; Rouen – S Nordling & D Green; Silver Appleyard – N Maher; Welsh Harlequin – I Ruder. Bantam: Australian Call, White – M Drought & L Reedy, Natural – L Leech; Saxony – D&D Simons.

2. RARE VARIETIES

HARDFEATHER LARGE



Modern Game, Black Red – J&B Hutchinson; Australian Pit Game, Pea Comb – S Vaughan; Old English Game, Black – G Prior, Brassy/Furnace/Polecat – G Prior, Spangle – G Prior, Wheaten – R Jones & J Gilpin, Tassel – R Jones & J Gilpin, Henfeather – C Davidson.

HARDFEATHER BANTAM



Australian Pit Game, Pea Comb – S Vaughan, Muff – J&B Hutchinson, Henfeather – C Mackereth; Modern Game, Lemon Blue – A Allan; Old English Game, Creel – G Prior, Cuckoo – Popplewell Family, Black – G Prior, White – A Allan, Blue – Popplewell Family, Muff – A Allan, Tassel – G Prior.

SOFTFEATHER LARGE



Ancona, Red – D Morley; Australorp, Blue or White – D Morley; Leghorn, Brown – E Carlton; Sussex, Buff – N Stone, Coronation – M Bennett, Speckled – M Bennett; Wyandotte, Black – G Townsend, Gold Laced – R Richardson, Blue Laced Gold – G Townsend; AORC – I Mitchell (Buff Columbian).

SOFTFEATHER BANTAM



Ancona, Rosecomb – D&D Simons, Red – L Leech; Australian Langshan, Blue or White – D Andrew; Australorp, Blue or White – D Freeman; Rhode Island White, Singlecomb – L Reedy; Sussex other than Light – L Shute; Wyandotte, Partridge or Silver Pencilled – J Dykstra & B Knight, Gold or Silver Laced – R Richardson; Belgian d'Uccle, White – D Carmichael.

WATERFOWL



Muscovy, Bronze and White – D&D Simons; Campbell, White – N Maher; Mallard other than White or Natural – S Allan.

CLUB SHOW RESULTS

Moreton Bay Regional Poultry Club Inc Rare Breed and Variety Show – 22 April 2017—cont

GUINEA FOWL & TURKEYS

Turkey, Black – N Stone, Slate – N Stone; Guinea Fowl, Lavender – D Allan, Pied – S Leadbetter

JUNIORS



Champion Junior Rare Breed – Annabel-Lee Allan (Crested drake)

Champion Junior Rare Variety – Summer Forest (Blue Langshan bantam female)

Champion Junior Artistic Egg Exhibit – Sienna Draganidis

Reserve Junior Artistic Egg Exhibit – Anna Jensen

EGG EXPO SHOW

Champion Plate of Eggs – Haeley Reeves

Reserve Champion Plate of Eggs – Mandy Massey

Champion Artistic Egg Exhibit – Joan Cowburn-Jones

Champion Junior Artistic Egg Exhibit – Sienna Draganidis

Reserve Junior Artistic Egg Exhibit – Anna Jensen



Callide Dawson Poultry Club Annual Show—3 June 2017

Grand Champion Bird of Show - Rob Barnard with Australorp Cockerel

Reserve Grand Champion Bird of Show - Terry & Linda Taylor with White Wyandotte Bantam Cockerel

Champion Standard Soft Feather Male - Rob Barnard with Australorp Cockerel

Champion Standard Soft Feather Female - Henry Surtees with RIR pullet

Champion Standard Hard Feather Male - Nowland Poultry with OEG Black Red Cock

Champion Standard Hard Feather Female - Nowland Poultry with Pit Game Hen

Champion Bantam Soft Feather Male - Terry & Linda Taylor with White Wyandotte Cockerel

Champion Bantam Soft Feather Female - Terry & Linda Taylor with White Wyandotte Pullet

CLUB SHOW RESULTS

Callide Dawson Annual Show—3 June 2017—cont

Champion Bantam Hard Feather Male - Abby Buhlmann with Black Red Modern Cockerel

Champion Bantam Hard Feather Female - Tom Chopping with OEG Pile Pullet

Champion Breeding Pair - Henry Surtees with Australorp pair

Champion Waterfowl - Terry & Linda Taylor with White Mallard Drake

Champion Waterfowl Pair - Terry & Linda Taylor with White Mallard Pair

Champion Junior Class - Abby Buhlmann with Silver Duckwing Cock


FACQ Encouragement Award - Abbie Dunn with Light Sussex pullet

FACQ Encouragement Award 2 - Alicia Rasmussen with Call Duck



CLUB SHOW RESULTS

Central Queensland Poultry Club Annual Show—21 June 2017



Grand Champion Bird of Show – T & L Taylor - White Indian Runner Drake

Reserve Champion Bird of Show – Peter Maddern – Btm OEG Blue Red Ckl



Champion Large Hardfeather – Alan Brennan – Pit Game Muff Cock

Reserve Ch Large Hardfeather – Alan Brennan – Pit Game Henfeather Pullet

Champion Lge H/F Male – Alan Brennan – Pit Game Muff Cock

Res Lge H/F Male – Peter Sondergeld – Indian Game Dark Ckl

Ch Lge H/F Female – Alan Brennan – Pit Game Henfeather Pullet

Res Lge H/F Female – Alan Brennan – Pit Game Light Pullet

Champion Large Softfeather – David Morley – Red Ancona Ckl

Reserve Ch Large Softfeather – Glenda Hurst – Light Sussex Pullet

Ch Lge S/F Male – David Morley – Red Ancona Ckl

Res Lge S/F Male – Kylie Lloyd – Andalusian Cock

Ch Lge S/F Female – Glenda Hurst – Light Sussex Pullet

Res Lge S/F Female – Robert Barnard – Black Australorp Pullet



CLUB SHOW RESULTS

Central Queensland Poultry Club Annual Show—21 June 2017—cont

Champion Waterfowl – T & L Taylor - White Indian Runner Old Drake

Reserve Ch Waterfowl – T & L Taylor - White Mallard Old Drake

Ch Male Waterfowl – T & L Taylor - White Indian Runner Old Drake

Res Male Waterfowl – T & L Taylor - White Mallard Old Drake

Ch Female Waterfowl – J Cockerton - White Call Old Duck

Res Female Waterfowl – Shaunn Jannusch Pekin Young Duck



Champion Junior Handler – Aron Franks

Reserve Junior Handler – Aiden Richardson

Ch OEG of Show – Peter Maddern – Btm OEG Blue Red Ckl

Ch Modern of Show – Alan Brennan – Btm Modern Game Duckwing Hen

Ch Pit Game of Show – Alan Brennan – Btm Pit Game Ckl

Ch Sussex of Show – Glenda Hurst – Light Sussex Pullet

Ch Rare Breed of Show – David Morley – Red Ancona Ckl



Change of Contact Details!

Due to a new committee being elected at the recent AGM there is new contact details for the FCAQ.

Please forward all future correspondence to:

Beverley Yip - Secretary

Email: secretary@qldpoultry.com

Phone: 0423 035 067

Address: 132 Prout Road
Burbank QLD 4156

Cathy Newton - President

Email: President@qldpoultry.com

Phone: 0497 846 017

Davina Carmichael - Treasurer

Email: Treasurer@qldpoultry.com

Nathan Maher - Webmaster/Calendar Co-Ordinator

Email: Calendar@qldpoultry.com
administrator@qldpoultry.com

Kristel Aherne - Assistant Secretary

Email: assistantsec@qldpoultry.com

Phone: 0488 484 776